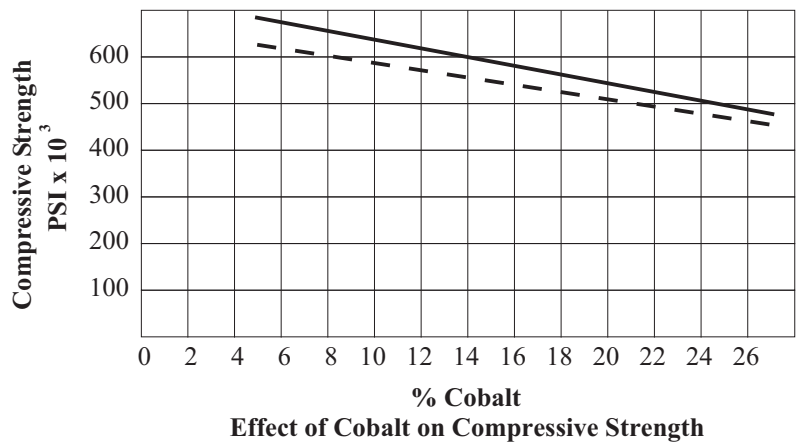
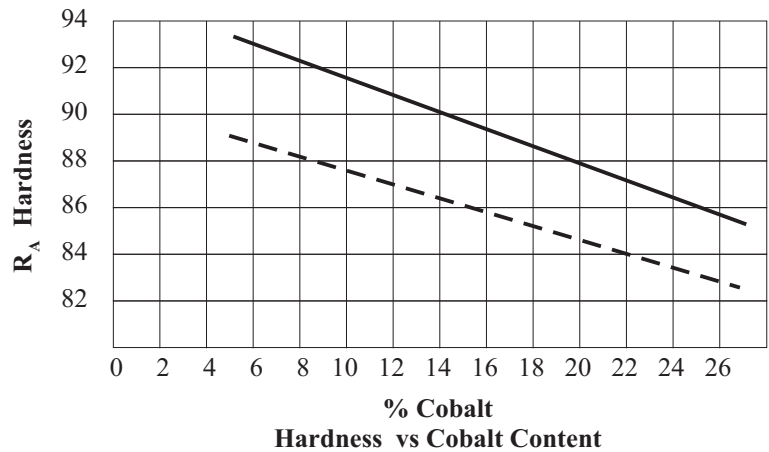
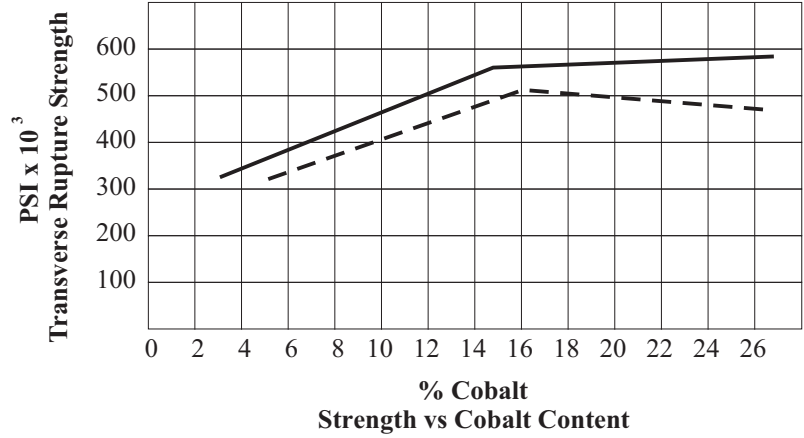


Hardness Comparison Chart

Hardness Comparison Chart		
Rockwell Standard		Vickers
C Scale	A Scale	DPH 10kg
	94.0	1950
	93.5	1820
	93.0	1750
	92.5	1660
	92.0	1590
	91.5	1525
	91.0	1465
	90.5	1400
	90.0	1340
75	89.5	1290
74	89.0	1225
73	88.5	1180
72	88.0	1130
71	87.0	1050
70	86.5	1025
69	86.0	1000
68	85.6	960
67	85.0	920
66	84.5	880
65	83.9	830
64	83.4	800
63	82.8	772
62	82.3	746
61	81.8	720
60	81.2	697
59	80.7	674
58	80.1	653
57	79.6	633
56	79.0	613
55	78.5	595



———— Fine Grain - - - - - Coarse Grain